



Rev It Up!

1789 County Route 50
Arkport, New York 14807

(607) 324-8325
www.rjcars.com

GREETINGS FROM THE PRESIDENT OF RJ CARS, INC.

INSIDE THIS ISSUE:

69 Dodge Super Bee	1
The Charger R/T's	2
The Cadillac's	3
The RJ CARS Crew	4

The busy summer season has settled into the busy fall season! We'll all be glad to see the election pass on by and hope for some future improvements in the handling of the current events in our country and around the world.

We're in the final stages of preparing the 68 Hemi Dart for paint and assembling the 67 Cadillac convertible. Both of these projects are nearing completion, as the owners anxiously await to see the final results.

We're also wrapping up all of the metal work on our current 1969 Dodge Charger R/T restoration project. That will be next up for paint after the Dart is completed.

Another project we just got our hands on is Tod Friant's 1969 Dodge Charger R/T SE.

See the details on these cars and others in this issue. We've done a bunch of pictures of our restorations and staff in action this time around. We hope you enjoy it!

I just recently got word that Chris Santomero's 1970 Plymouth Cuda will soon be showing up in Mopar Muscle Magazine. We'll keep you informed as soon as we know what issue. We're also eager to see Jerry Heasley's photos and article on Fred Gossage's 1970 Six Pack Plymouth Superbird coming out in Muscle Car Review Magazine.

If you happen to come by the shop or call for me this next month, you might just miss me. I definitely plan to be spending some valuable time in my tree stand this hunting season. "Judy.....Please hold my calls...."



Happy Holidays Everyone!

Russell

1969 Dodge Hemi Super Bee



This 1969 Dodge Hemi Super Bee arrived at RJ Cars, this past June. Owner, Alex Futter is looking to have his car brought back to its original condition. This is a complete ground up restoration with nothing short of course quality. Many hours of research go into this type

of project, and no stone is left unturned in order to locate, purchase or otherwise fabricate the exact parts required to complete the job. Alex really enjoys doing some of the research himself on the needed parts and hunts them down at shows and over the internet.

We started this project out by mounting the body on a rotisserie, stripping and blasting it clean, and replacing any rotted sheet metal. Once we've collected the rest of the necessary metal, we will be finishing up the cut, weld and grind part of

this restoration. Then it's on to the body and paint work. Meanwhile, we're restoring many of the individual components for the car, like rear end, suspension parts, and wheels. We'll show you more of this project as it unfolds in upcoming issues.



1971 Dodge Charger



Looked innocent enough upon arrival at RJ CARS. A 383 2-barrel powered 71 Charger 500. Green Go with black interior and air conditioning. Automatic transmission with console mounted shifter. Owner, Ariel Alvarez plans to have 4 wheel disc brakes, steering and suspension upgrades. The original 383

engine has been stroked and topped off with Edelbrock aluminum heads and intake. We have built a strong 83/4 Sure Grip rear end with 3.55 gears and a new posi. This Charger has demanded a great deal of time in metal repairs. We've completed much of those repairs including the addition of a set of US CAR

TOOL frame connectors. Next up for this restoration is patching and repairing the rear clip area of the Charger and working over the body to smooth it out and ready it for a fresh coat of Green Go paint. Black interior and black stripes will complete the R/T Clone package that we're putting together for Ariel.

1969 Dodge Charger RT/SE



Lieutenant Colonel, Tod Friant of the United States Army has had this 69 Charger RT/SE project since he was a teenager. Now 20+ years later, Tod's Dad said he had originally bought the car with intentions to keep Tod home and out of trouble and it worked. Although, he has often wondered if he would ever get his garage space back. His parents

brought the car up from Kentucky to our shop while Tod was deployed in Iraq this Fall. Tod has waited many years to have his car get on a rotisserie and have the body gone through. This round at our shop, it was completely disassembled down to the bare shell and stripped to bare metal in and out. All of the necessary metal work was done and we under-

coated the underside, the floors and inside quarter panels. It will be heading back to storage for now until Tod is ready to take another swing at it. Next up will be completing the body work and paint work. He also plans to rebuild the drive line and have the 440 engine putting out 450 HP. We look forward to this Charger returning for completion.

1969 Dodge Charger R/T



This Charger R/T project has really been going on since the owner, Art Handzlik, first bought it back in December of 1975. It had a color change way back then and hasn't seen its original color since. Now, Art has decided that it's time. Looking for a top notch body job and returning to the original skin color, he came by RJ CARS and found the place he was looking for to get it right for the final



round. After stripping the body to bare metal, we found it in need of some sheet metal, especially at the rear of the car. We called Auto Metal Direct and ordered up a set of quarter panels, rear body panel, rear valance and trunk floor, along with a few various other items. The car will be painted real soon and be featured in an upcoming issue showing off the final results and more details of this project.

THE CADILLAC'S NEAR COMPLETION

1967 Cadillac Convertible



This 1967 Cadillac Convertible is our third restoration project for owner, Chris Santomero. Chris is the second owner of this car with 37,000 original miles. He brought the Cadillac to us to give it a face lift and bring it up to his standards. All exterior chrome and trim was either restored or re-plated. Our technicians stripped the car to bare metal and put it back to its original color (Sudan Beige). We did a front disc brake conversion, tune up and carburetor rebuild. The interior received new carpet and floor mats, and the instrument cluster was restored. A new convertible top was added and radial tires completed the look and smoothed the ride. No doubt this car will rack up a few more miles hauling Chris and his family out for ice cream on those hot summer days!



IN PETE'S WORDS "IT'S BEGINNING TO LOOK LIKE A CADILLAC AGAIN"




Pete Hoffman's 1949 Cadillac will soon be returning to our shop for a round of wet sanding and buffing out the clear coat finish. Pete and his friends have been very busy doing lots of assembly and mechanical work to his car. It's now in running condition and ready to roll back into our shop. Once we put the final shine on, Pete will finish up the rest of his exterior trim and he'll be hard at work doing what he does best... making the interior a masterpiece to match the rest of the car!





1789 County Route 50
Arkport, New York 14807



We're on the Web!

www.rjcars.com

**Quality Automotive Repair and
Restoration Services**



Restorations and More!

We also give you the same high quality service for:

Collision Repairs
Oil/Fluid Changes
Windshield Replacement
Sandblasting/Glass Beading

Stainless/Aluminum Polishing
Interior/Exterior Detailing
Autobody Lead Repairs
Specialty Painting

Phone: 607-324-8325
Fax: 775-860-5203
Email: jacobs@rjcars.com
Web: www.rjcars.com

Hours: 8:30am - 5:30pm
Monday - Friday
Saturday by
Appointment


The RJ Cars Crew in Action! Great Job Guys - Thanks!




The endless hours of Sanding...



Metalwork...



Welding...



Painting...



Blasting...



And they still smile!

